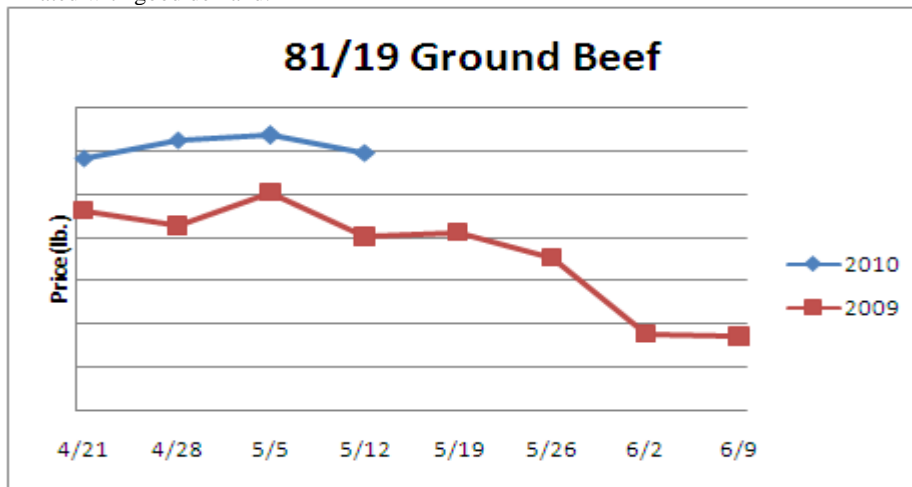


Beef, Veal and Lamb Report

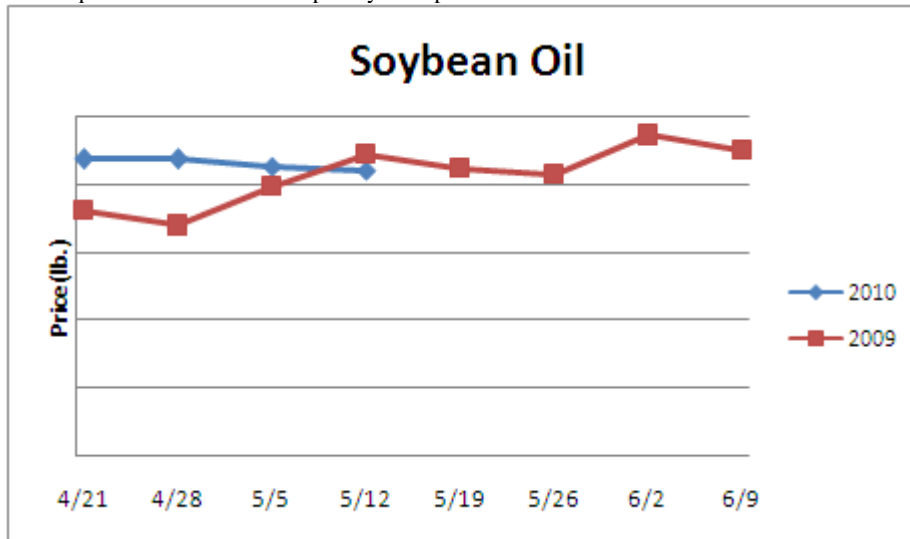
Beef, Veal & Lamb- Beef production last week rose 1.6% and was 1.1% larger than the same week a year ago. 2010 beef output through last week is estimated to have been just .5% less than the prior year. The percentage of cattle grading prime and choice is trending seasonally downward but remains well above historically averages. Thus, prime and beef production so far this year are estimated to be 3% plus larger than 2009. Buyers continue to limit beef steak cut purchases which could lead to modest market declines. The beef trimming and ground beef markets remain inflated with good demand.



	<u>Market Trend</u>	<u>Supplies</u>	<u>Price vs. Last Year</u>
Live Cattle (Steer)	Increasing	Good	Higher
Ground Beef 81/19	Decreasing	Good	Higher
Ground Chuck	Decreasing	Good	Higher
109 Export Rib (choice)	Decreasing	Good	Higher
109 Export Rib (prime)	Decreasing	Good	Higher
112a Ribeye (choice)	Increasing	Good	Higher
112a Ribeye (prime)	Increasing	Good	Higher
116 Chuck (choice)	Increasing	Good	Higher
120 Brisket (choice)	Decreasing	Good	Higher
121c Outside Skirt (ch/sel.)	Increasing	Good	Higher
167a Knuckle, Trimmed (choice)	Increasing	Good	Higher
168 Inside Round (choice)	Decreasing	Good	Higher
174 Short Loin (choice 0x1)	Increasing	Good	Higher
174 Short Loin (prime 2x3)	Increasing	Good	Higher
180 1x1 Strip (choice)	Increasing	Good	Higher
180 1x1 Strip (prime)	Decreasing	Good	Higher
180 0x1 Strip (choice)	Decreasing	Good	Lower
184 Top Butt, boneless (choice)	Decreasing	Good	Higher
184 Top Butt, boneless (prime)	Increasing	Good	Lower
185a Sirloin Flap (choice)	Increasing	Good	Lower
185c Loin, Tri-Tip (choice)	Increasing	Good	Higher
189a Tender (select, 5 lb & up)	Increasing	Good	Higher
189a Tender (choice, 5 lb & up)	Increasing	Good	Higher
189a Tender (prime, heavy)	Decreasing	Good	Higher
193 Flank Steak (choice)	Increasing	Good	Higher
50% Trimmings	Increasing	Good	Higher
65% Trimmings	Increasing	Good	Higher
75% Trimmings	Increasing	Good	Higher
85% Trimmings	Increasing	Good	Higher
90% Trimmings	Increasing	Good	Higher
90% Imported Beef (frozen)	Decreasing	Good	Higher
Veal Rack (Hotel 7 rib)	Increasing	Good	Lower
Veal Top Round (cap off)	Steady	Good	Higher

Oil and Grains Report

Oil & Grains- Corn and soybean planting are progressing well ahead of the average paces. Export expansion to China speculation continues help buoy corn prices.

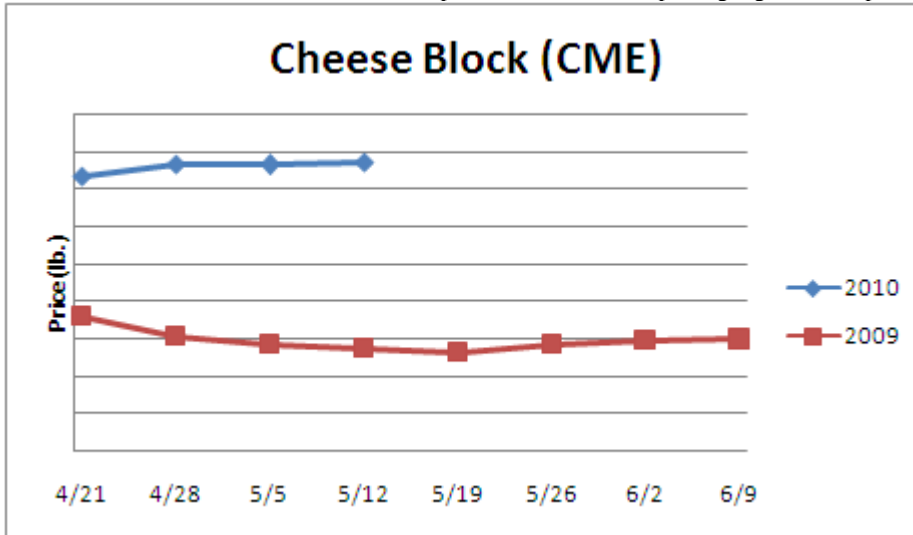


	<u>Market Trend</u>	<u>Supplies</u>	<u>Price vs. Last Year</u>
Soybeans	Decreasing	Good	Lower
Crude Soybean Oil	Decreasing	Good	Lower
Soymeal	Decreasing	Good	Lower
Corn	Decreasing	Good	Lower
Crude Corn Oil	Decreasing	Good	Lower
Distillers Grain, Dry	Increasing	Good	Lower
Crude Palm Oil	Increasing	Good	Lower
Hard Red Winter Wheat	Decreasing	Good	Lower
Dark Northern Spring Wheat	Decreasing	Good	Lower
Canola Seed	Decreasing	Good	Lower
Canola Oil	Decreasing	Good	Lower

These comments and data are provided for information purposes only and are not intended to be used for specific trading strategies. Past financial results are not necessarily indicative of future performance. Any examples given are strictly hypothetical and no representation is being made that a person will or is likely to achieve profits or losses similar to those examples. Neither the information, nor any opinion expressed constitutes a solicitation to buy or sell futures or options on futures contracts or OTC products. Covered parties (as defined below) shall not be liable for any direct, indirect, incidental, special or consequential damages of any kind, whatsoever (including attorney's fees and lost profits or savings) in any way due to, resulting from, or arising in connection with the Market Trends Report, including its content, regardless of any negligence of the covered party including but not limited to technical inaccuracies and typographical errors. "Covered Parties" is defined as American Restaurant Association Inc., ARA Trading Inc., ARA Hedging Inc. and the employees of the companies. Commodity trading involves risks, and you should fully understand those risks before trading. © 2010 American Restaurant Association Inc. This publication is protected under U.S. copyright law. Please do not redistribute without permission. Thank you.

Dairy Report

Dairy- The cheese markets at the CME have been fairly steady during the past week. Buying activity has picked up as of late which signals that the downside risk in the CME cheese markets may be insignificant. However, with existing cheese stocks historically burdensome the upside risk in the cheese markets for the near term may only be modest. Buyers are advised to visit cheese contracting on class III futures market breaks. The butter market continues to trade at a notable discount to international prices. The trade is expecting higher butter prices during the next month.

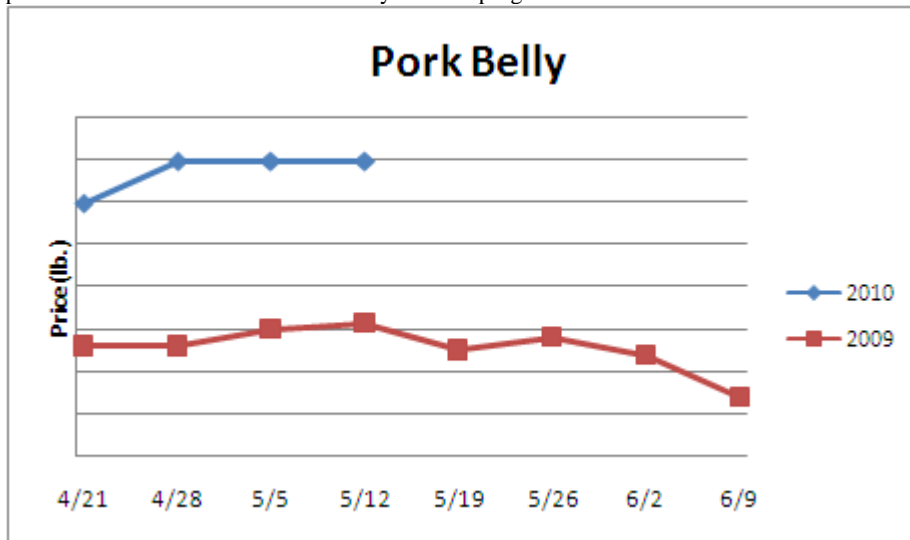


	<u>Market Trend</u>	<u>Supplies</u>	<u>Price vs. Last Year</u>
Cheese Barrels- CME	Increasing	Good	Higher
Cheese 40 lb Blocks- CME	Increasing	Good	Higher
American Cheese	Steady	Good	Higher
Cheddar Cheese	Steady	Good	Higher
Mozzarella Cheese	Steady	Good	Higher
Provolone Cheese	Steady	Good	Higher
Parmesan Cheese	Steady	Good	Higher
Butter- One lb Solids	Increasing	Good	Higher
Nonfat Dry Milk	Increasing	Good	Higher
Whey, Dry	Decreasing	Good	Higher
Class I Milk Base	Steady	Good	Higher
Class II Cream (Heavy Cream)	Steady	Good	Higher
Class III Milk- CME	Increasing	Good	Higher
Class IV Milk- CME	Increasing	Good	Higher

These comments and data are provided for information purposes only and are not intended to be used for specific trading strategies. Past financial results are not necessarily indicative of future performance. Any examples given are strictly hypothetical and no representation is being made that a person will or is likely to achieve profits or losses similar to those examples. Neither the information, nor any opinion expressed constitutes a solicitation to buy or sell futures or options on futures contracts or OTC products. Covered parties (as defined below) shall not be liable for any direct, indirect, incidental, special or consequential damages of any kind, whatsoever (including attorney's fees and lost profits or savings) in any way due to, resulting from, or arising in connection with the Market Trends Report, including its content, regardless of any negligence of the covered party including but not limited to technical inaccuracies and typographical errors. "Covered Parties" is defined as American Restaurant Association Inc., ARA Trading Inc., ARA Hedging Inc. and the employees of the companies. Commodity trading involves risks, and you should fully understand those risks before trading. © 2010 American Restaurant Association Inc. This publication is protected under U.S. copyright law. Please do not redistribute without permission. Thank you.

Pork Report

Pork- Pork output last week declined 1.7% and was .6% less than a year ago. 2010 pork production through last week is estimated to have been 4.5% smaller than the previous year. Existing hog supplies remain limited and packers are anticipated to restrict output again this week. The pork markets remain fairly inflated. Still, buyers are rationing purchases for immediate needs believing that the upside risk in these markets is nominal. Current elevated pork belly prices could stifle bacon feature activity as 2010 progresses.



	<u>Market Trend</u>	<u>Supplies</u>	<u>Price vs. Last Year</u>
Live Hogs	Decreasing	Good	Higher
Belly (bacon)	Steady	Good	Higher
Spare Rib (4.25 & down)	Increasing	Good	Higher
Ham (23-27 lb)	Decreasing	Good	Higher
Loin (bone-in)	Increasing	Good	Higher
Baby Back Rib (1.75 & up)	Steady	Good	Higher
Tenderloin (1.25 lb)	Increasing	Good	Higher
Boston Butt, untrimmed 4-8 lb.	Increasing	Good	Higher
Picnic, untrimmed	Increasing	Good	Higher
SS Picnic, smoker trim boxed	Increasing	Good	Higher
42% Trimmings	Increasing	Good	Higher
72% Trimmings	Decreasing	Good	Higher

These comments and data are provided for information purposes only and are not intended to be used for specific trading strategies. Past financial results are not necessarily indicative of future performance. Any examples given are strictly hypothetical and no representation is being made that a person will or is likely to achieve profits or losses similar to those examples. Neither the information, nor any opinion expressed constitutes a solicitation to buy or sell futures or options on futures contracts or OTC products. Covered parties (as defined below) shall not be liable for any direct, indirect, incidental, special or consequential damages of any kind, whatsoever (including attorney's fees and lost profits or savings) in any way due to, resulting from, or arising in connection with the Market Trends Report, including its content, regardless of any negligence of the covered party including but not limited to technical inaccuracies and typographical errors. "Covered Parties" is defined as American Restaurant Association Inc., ARA Trading Inc., ARA Hedging Inc. and the employees of the companies. Commodity trading involves risks, and you should fully understand those risks before trading. © 2010 American Restaurant Association Inc. This publication is protected under U.S. copyright law. Please do not redistribute without permission. Thank you.

Canned Tomato Report

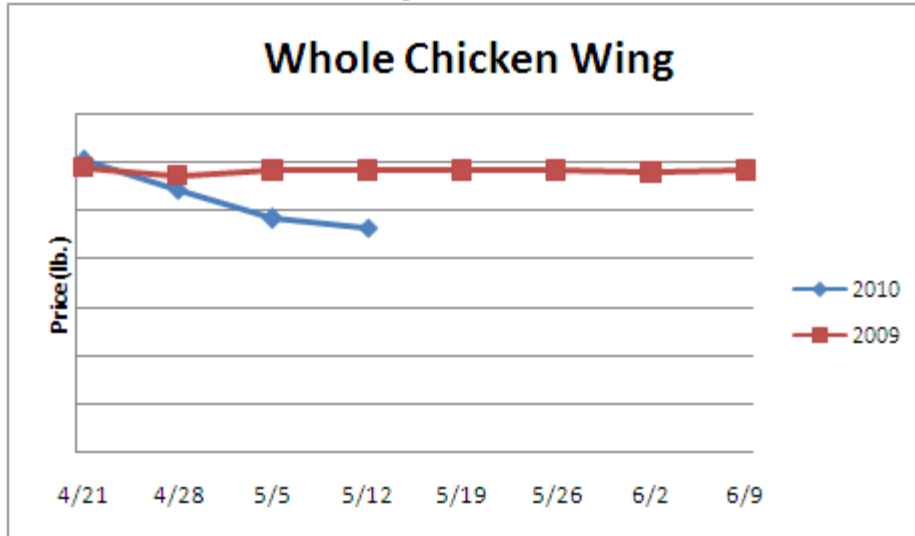
Tomato Products, Canned- The canned tomato markets are steady to soft. Existing canned tomato supplies are ample and lower prices are likely later this year.

	<u>Market Trend</u>	<u>Supplies</u>	<u>Price vs. Last Year</u>
Whole Peeled Standard	Steady	Good	Lower
Diced, Fancy	Steady	Good	Lower
Ketchup, 33%	Steady	Good	Lower
Tomato Paste- Ind.	Steady	Good	Lower

These comments and data are provided for information purposes only and are not intended to be used for specific trading strategies. Past financial results are not necessarily indicative of future performance. Any examples given are strictly hypothetical and no representation is being made that a person will or is likely to achieve profits or losses similar to those examples. Neither the information, nor any opinion expressed constitutes a solicitation to buy or sell futures or options on futures contracts or OTC products. Covered parties (as defined below) shall not be liable for any direct, indirect, incidental, special or consequential damages of any kind, whatsoever (including attorney's fees and lost profits or savings) in any way due to, resulting from, or arising in connection with the Market Trends Report, including its content, regardless of any negligence of the covered party including but not limited to technical inaccuracies and typographical errors. "Covered Parties" is defined as American Restaurant Association Inc., ARA Trading Inc., ARA Hedging Inc. and the employees of the companies. Commodity trading involves risks, and you should fully understand those risks before trading. © 2010 American Restaurant Association Inc. This publication is protected under U.S. copyright law. Please do not redistribute without permission. Thank you.

Poultry Report

Poultry- The chicken markets are mostly firm. The major exception during the past several weeks has been the chicken wing markets which have fallen 15% since the beginning of April. Still, history suggests and recent market action indicates that the wing markets may be forming a bottom. Upside risk in the chicken wing markets is anticipated to be nominal through the end of the spring. The chicken breast markets continue to track upward. There is more talk that retailers will push further protein feature activity to chicken during the late spring due to the existing inflated beef and pork prices. This could be bullish for the chicken breast markets. The turkey markets continue to trade at elevated levels due to slowed output.

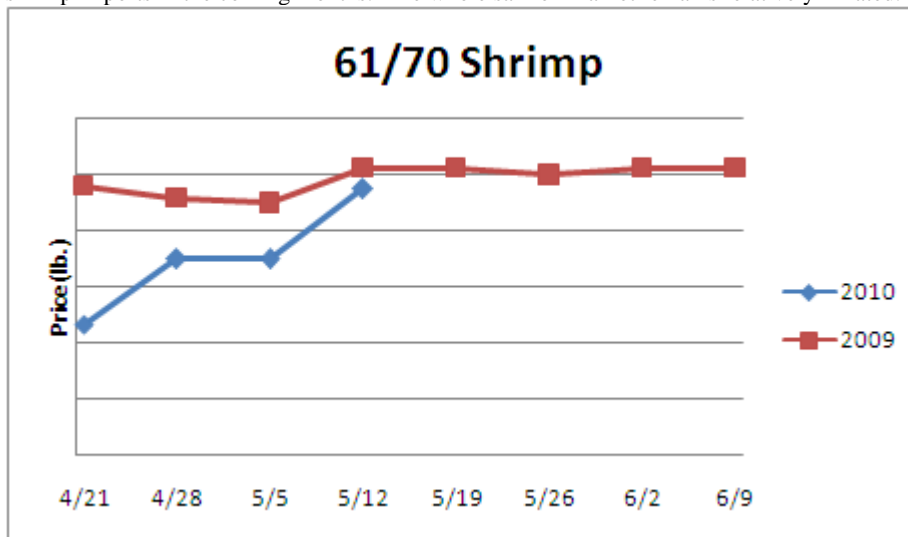


	<u>Market Trend</u>	<u>Supplies</u>	<u>Price vs. Last Year</u>
Whole Chicken (2.5-3 lb-GA)	Steady	Good	Lower
Whole Chicken (LA)	Steady	Good	Same
Chicken Wings, Whole	Decreasing	Good	Lower
Chicken Wings, Jumbo Cut	Decreasing	Good	Lower
Chicken Breast, Bone-In	Decreasing	Good	Higher
Chicken Breast, Boneless	Increasing	Good	Higher
Chicken Tender (random)	Increasing	Good	Higher
Chicken Tender (sized)	Decreasing	Good	Lower
Chicken Legs (whole)	Decreasing	Good	Lower
Chicken Leg Quarters	Decreasing	Good	Lower
Chicken Thighs, bone in	Decreasing	Good	Lower
Chicken Thighs, boneless	Increasing	Good	Lower
Large Eggs	Increasing	Good	Lower
Medium Eggs	Increasing	Good	Higher
Whole Eggs- Liq	Increasing	Good	Higher
Egg Whites- Liq	Increasing	Good	Higher
Egg Yolks- Liq	Decreasing	Good	Higher
Whole Turkey (8-16 lb)	Increasing	Good	Higher
Turkey Breast- Boneless/Skinless	Increasing	Good	Higher

These comments and data are provided for information purposes only and are not intended to be used for specific trading strategies. Past financial results are not necessarily indicative of future performance. Any examples given are strictly hypothetical and no representation is being made that a person will or is likely to achieve profits or losses similar to those examples. Neither the information, nor any opinion expressed constitutes a solicitation to buy or sell futures or options on futures contracts or OTC products. Covered parties (as defined below) shall not be liable for any direct, indirect, incidental, special or consequential damages of any kind, whatsoever (including attorney's fees and lost profits or savings) in any way due to, resulting from, or arising in connection with the Market Trends Report, including its content, regardless of any negligence of the covered party including but not limited to technical inaccuracies and typographical errors. "Covered Parties" is defined as American Restaurant Association Inc., ARA Trading Inc., ARA Hedging Inc. and the employees of the companies. Commodity trading involves risks, and you should fully understand those risks before trading. © 2010 American Restaurant Association Inc. This publication is protected under U.S. copyright law. Please do not redistribute without permission. Thank you.

Seafood Report

Seafood- The shrimp markets continue to firm. Shrimp demand is slowly improving as the outlook for the US economy gets better. Additionally, the oil spill in the Gulf of Mexico and continued lackluster imports are causing supply concerns for the future. That being said, if the US dollar continues to appreciate it could bring a boost to US shrimp imports in the coming months. The whole salmon market remains relatively inflated.



	<u>Market Trend</u>	<u>Supplies</u>	<u>Price vs. Last Year</u>
Salmon, Whole (10-12 lb)	Steady	Good	Higher
Catfish, Filets	Steady	Good	Same
Trout, Drn. (8-14 oz)	Steady	Good	Same
Shrimp (16-20 count)	Increasing	Good	Higher
Shrimp (61-70 count)	Increasing	Good	Lower
Shrimp, Tiger (26-30 count)	Steady	Good	Higher
Snow Crab Legs (5-8 oz)	Decreasing	Good	Higher
Snow Crab Legs (8 oz up)	Steady	Good	Higher
Cod Tails, 3-7 oz. Frz.	Steady	Good	Lower
Cod Loins, 3-12 oz. Frz.	Steady	Good	Lower
Salmon Portions, 4-8 oz. Frz.	Decreasing	Good	Higher

These comments and data are provided for information purposes only and are not intended to be used for specific trading strategies. Past financial results are not necessarily indicative of future performance. Any examples given are strictly hypothetical and no representation is being made that a person will or is likely to achieve profits or losses similar to those examples. Neither the information, nor any opinion expressed constitutes a solicitation to buy or sell futures or options on futures contracts or OTC products. Covered parties (as defined below) shall not be liable for any direct, indirect, incidental, special or consequential damages of any kind, whatsoever (including attorney's fees and lost profits or savings) in any way due to, resulting from, or arising in connection with the Market Trends Report, including its content, regardless of any negligence of the covered party including but not limited to technical inaccuracies and typographical errors. "Covered Parties" is defined as American Restaurant Association Inc., ARA Trading Inc., ARA Hedging Inc. and the employees of the companies. Commodity trading involves risks, and you should fully understand those risks before trading. © 2010 American Restaurant Association Inc. This publication is protected under U.S. copyright law. Please do not redistribute without permission. Thank you.

Bean, Rice, Coffee and Sugar Report

	<u>Market Trend</u>	<u>Supplies</u>	<u>Price vs. Last Year</u>
Pinto Beans	Steady	Good	Same
Black Beans	Steady	Good	Higher
Rice, Long Grain	Steady	Good	Lower
Coffee Beans	Decreasing	Good	Higher
Sugar	Increasing	Good	Higher
Honey	Steady	Good	Higher

Paper Product Report

	<u>Market Trend</u>	<u>Supplies</u>	<u>Price vs. Last Year</u>
Wood Pulp (paper)			
NBSK- Paper napkin	Increasing	Good	Higher
42 lb. Linerboard-corrugated box	Decreasing	Good	Lower
Plastic Resins (plastic, foam)			
PS-CHH-utensils, cups, to-go cont.	Steady	Good	Higher
PP-HIGP-heavy grade utensils	Steady	Good	Higher
PE-LLD-can liners, film, bags	Steady	Good	Higher

Retail Price Change from Prior Month

	<u>Mar-10</u>	<u>Feb-10</u>	<u>Jan-10</u>
Beef and Veal	Increasing	Increasing	Decreasing
Dairy	Increasing	Decreasing	Increasing
Pork	Increasing	Increasing	Increasing
Chicken	Decreasing	Increasing	Decreasing
Fresh Fish and Seafood	Increasing	Decreasing	Increasing
Fresh Fruits and Vegetables	Increasing	Decreasing	Increasing

These comments and data are provided for information purposes only and are not intended to be used for specific trading strategies. Past financial results are not necessarily indicative of future performance. Any examples given are strictly hypothetical and no representation is being made that a person will or is likely to achieve profits or losses similar to those examples. Neither the information, nor any opinion expressed constitutes a solicitation to buy or sell futures or options on futures contracts or OTC products. Covered parties (as defined below) shall not be liable for any direct, indirect, incidental, special or consequential damages of any kind, whatsoever (including attorney's fees and lost profits or savings) in any way due to, resulting from, or arising in connection with the Market Trends Report, including its content, regardless of any negligence of the covered party including but not limited to technical inaccuracies and typographical errors. "Covered Parties" is defined as American Restaurant Association Inc., ARA Trading Inc., ARA Hedging Inc. and the employees of the companies. Commodity trading involves risks, and you should fully understand those risks before trading. © 2010 American Restaurant Association Inc. This publication is protected under U.S. copyright law. Please do not redistribute without permission. Thank you.

Processed Fruits and Vegetables Report

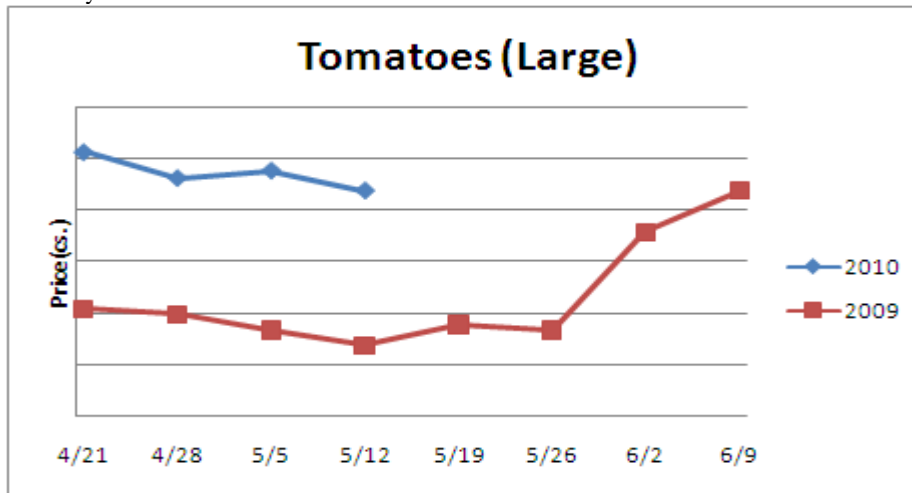
Processed Fruits and Vegetables- Existing frozen vegetable supplies are adequate to ample. Modestly lower frozen vegetable prices may be forthcoming this fall.

<u>Canned 6/10</u>	<u>Market Trend</u>	<u>Supplies</u>	<u>Price vs. Last Year</u>
Corn, Fancy Whole Kernel	Steady	Good	Lower
Green Beans, Fancy 4 sv	Steady	Good	Lower
Green Peas, Fancy 4 sv/blend	Steady	Good	Lower
<u>Frozen</u>			
Corn, Cob 96 count	Steady	Good	Lower
Corn, Kernel 12/2.5 lb.	Steady	Good	Lower
Green Beans, Cut 12/2 lb.	Steady	Good	Same
Green Peas, 12/2.5 lb.	Steady	Good	Lower
Potatoes, FF Fancy, 6/5 lb.	Steady	Good	Same

These comments and data are provided for information purposes only and are not intended to be used for specific trading strategies. Past financial results are not necessarily indicative of future performance. Any examples given are strictly hypothetical and no representation is being made that a person will or is likely to achieve profits or losses similar to those examples. Neither the information, nor any opinion expressed constitutes a solicitation to buy or sell futures or options on futures contracts or OTC products. Covered parties (as defined below) shall not be liable for any direct, indirect, incidental, special or consequential damages of any kind, whatsoever (including attorney's fees and lost profits or savings) in any way due to, resulting from, or arising in connection with the Market Trends Report, including its content, regardless of any negligence of the covered party including but not limited to technical inaccuracies and typographical errors. "Covered Parties" is defined as American Restaurant Association Inc., ARA Trading Inc., ARA Hedging Inc. and the employees of the companies. Commodity trading involves risks, and you should fully understand those risks before trading. © 2010 American Restaurant Association Inc. This publication is protected under U.S. copyright law. Please do not redistribute without permission. Thank you.

Produce Report

Produce- Onion supplies are improving. Onion shipments last week rose 34% from the prior week and were virtually even with the same week a year ago. The increase in shipments is coming from various parts of the country including Texas and California as well as imports from Mexico. Onion supplies may continue to improve in the coming weeks which could influence onion prices lower. Tomato shipments out of Florida are also improving but still remain less than half of normal. Fairly inflated tomato prices are expected to persist but notable market increases are not likely from here.



	<u>Market Trend</u>	<u>Supplies</u>	<u>Price vs. Last Year</u>
Limes (150 count)	Decreasing	Good	Higher
Lemons (95 count)	Steady	Good	Higher
Lemons (200 count)	Steady	Good	Higher
Honeydew (6 ct.)	Decreasing	Good	Higher
Cantaloupe (15 count)	Steady	Good	Higher
Blueberries (12 count)	Decreasing	Good	Higher
Strawberries (12 pints)	Increasing	Good	Higher
Avocados, Hass (48 count)	Increasing	Good	Lower
Bananas (40 lb)-Term.	Increasing	Good	Lower
Pineapple (7 ct.)- Term.	Decreasing	Good	Lower
Idaho Potato (60 count)	Steady	Good	Same
Idaho Potato (70 count)	Steady	Good	Same
Idaho Potato (70 count)-Term.	Steady	Good	Lower
Idaho Potato (90 count)	Steady	Good	Lower
Idaho Potato #2 (6 oz. min.)	Steady	Good	Lower
Processing Potato (100 lb)	Steady	Good	Higher
Yellow Onions (50 lb)	Decreasing	Good	Higher
Yellow Onions (50 lb)-Term.	Decreasing	Good	Higher
Red Onions (25 lb)-Term.	Decreasing	Good	Higher
White Onions (50 lb)-Term.	Decreasing	Good	Higher
Tomatoes, (large- case)	Decreasing	Good	Higher
Tomatoes, (5x6, 25 lb.)-Term.	Increasing	Good	Higher
Tomatoes, Vine Ripe, (4x5)	Increasing	Good	Higher
Roma Tomatoes (large- case)	Decreasing	Good	Higher
Roma Tomatoes (xlarge- case)	Increasing	Good	Higher
Green Peppers (large- case)	Decreasing	Good	Higher
Red Peppers (large- 15 lb. cs.)	Steady	Good	Lower
Iceberg Lettuce (24 count)	Increasing	Good	Higher
Iceberg Lettuce (24 cnt)-Term.	Increasing	Good	Higher

These comments and data are provided for information purposes only and are not intended to be used for specific trading strategies. Past financial results are not necessarily indicative of future performance. Any examples given are strictly hypothetical and no representation is being made that a person will or is likely to achieve profits or losses similar to those examples. Neither the information, nor any opinion expressed constitutes a solicitation to buy or sell futures or options on futures contracts or OTC products. Covered parties (as defined below) shall not be liable for any direct, indirect, incidental, special or consequential damages of any kind, whatsoever (including attorney's fees and lost profits or savings) in any way due to, resulting from, or arising in connection with the Market Trends Report, including its content, regardless of any negligence of the covered party including but not limited to technical inaccuracies and typographical errors. "Covered Parties" is defined as American Restaurant Association Inc., ARA Trading Inc., ARA Hedging Inc. and the employees of the companies. Commodity trading involves risks, and you should fully understand those risks before trading. © 2010 American Restaurant Association Inc. This publication is protected under U.S. copyright law. Please do not redistribute without permission. Thank you.

Produce Report (continued)

Leaf Lettuce (24 count)	Increasing	Good	Higher
Romaine Lettuce (24 count)	Decreasing	Good	Higher
Mesculin Mix (3 lb)-Term.	Decreasing	Good	Higher
Broccoli (14 cnt.)	Decreasing	Good	Higher
Squash (case)	Decreasing	Good	Higher
Zucchini (case)	Decreasing	Good	Higher
Green Beans (bushel)	Decreasing	Good	Higher
Spinach, Flat 24's	Increasing	Good	Higher
Mushrooms (large), Term.	Decreasing	Good	Lower
Cucumbers, Bushel	Decreasing	Good	Lower
Pickles (200-300 ct.)-Term.	Decreasing	Good	Lower
Asparagus (small)	Decreasing	Good	Higher
Freight (CA to City Avg.)	Increasing	Good	Higher

These comments and data are provided for information purposes only and are not intended to be used for specific trading strategies. Past financial results are not necessarily indicative of future performance. Any examples given are strictly hypothetical and no representation is being made that a person will or is likely to achieve profits or losses similar to those examples. Neither the information, nor any opinion expressed constitutes a solicitation to buy or sell futures or options on futures contracts or OTC products. Covered parties (as defined below) shall not be liable for any direct, indirect, incidental, special or consequential damages of any kind, whatsoever (including attorney's fees and lost profits or savings) in any way due to, resulting from, or arising in connection with the Market Trends Report, including its content, regardless of any negligence of the covered party including but not limited to technical inaccuracies and typographical errors. "Covered Parties" is defined as American Restaurant Association Inc., ARA Trading Inc., ARA Hedging Inc. and the employees of the companies. Commodity trading involves risks, and you should fully understand those risks before trading. © 2010 American Restaurant Association Inc. This publication is protected under U.S. copyright law. Please do not redistribute without permission. Thank you.