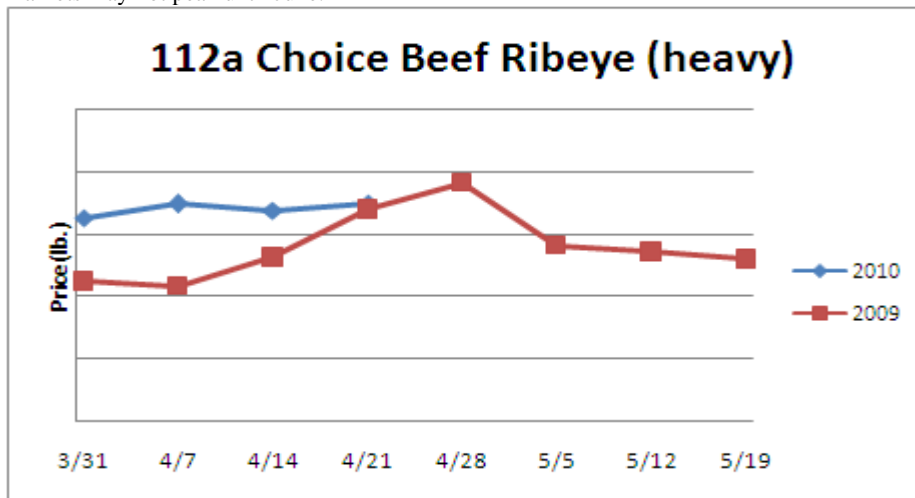


Beef, Veal and Lamb Report

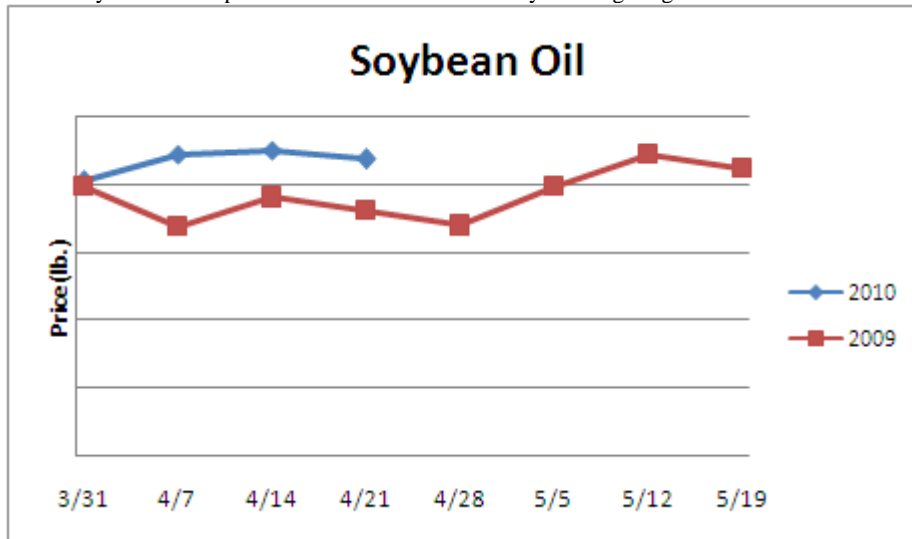
Beef, Veal & Lamb- Beef output last week rose 2.4% and was 2.5% larger than the same week in 2009. Beef production should seasonally track upward in the coming weeks. Beef middle meat demand remains strong for the spring grilling season. However, various other beef cut markets are beginning to decline as buyers balk at the overall elevated beef price levels. In 2007 when cattle weights were hampered by cold winter weather like this year, the USDA choice boxed beef cutout topped this week roughly three weeks premature. The lean boneless beef trimming markets may not peak until June.



	<u>Market Trend</u>	<u>Supplies</u>	<u>Price vs. Last Year</u>
Live Cattle (Steer)	Decreasing	Good	Higher
Ground Beef 81/19	Increasing	Good	Higher
Ground Chuck	Increasing	Good	Higher
109 Export Rib (choice)	Decreasing	Good	Lower
109 Export Rib (prime)	Increasing	Good	Higher
112a Ribeye (choice)	Increasing	Good	Higher
112a Ribeye (prime)	Increasing	Good	Higher
115 Chuck, 2-piece (choice)	Steady	Good	Higher
120 Brisket (choice)	Increasing	Good	Higher
121c Outside Skirt (ch/sel.)	Increasing	Good	Higher
167a Knuckle, Trimmed (choice)	Increasing	Good	Higher
168 Inside Round (choice)	Increasing	Good	Higher
174 Short Loin (choice 0x1)	Increasing	Good	Higher
174 Short Loin (prime 2x3)	Increasing	Good	Higher
180 1x1 Strip (choice)	Increasing	Good	Higher
180 1x1 Strip (prime)	Increasing	Good	Higher
180 0x1 Strip (choice)	Increasing	Good	Higher
184 Top Butt, boneless (choice)	Increasing	Good	Lower
184 Top Butt, boneless (prime)	Increasing	Good	Higher
185a Sirloin Flap (choice)	Decreasing	Good	Lower
185c Loin, Tri-Tip (choice)	Increasing	Good	Higher
189a Tender (select, 5 lb & up)	Increasing	Good	Higher
189a Tender (choice, 5 lb & up)	Decreasing	Good	Higher
189a Tender (prime, heavy)	Decreasing	Good	Higher
193 Flank Steak (choice)	Increasing	Good	Higher
50% Trimmings	Increasing	Good	Higher
65% Trimmings	Increasing	Good	Higher
75% Trimmings	Increasing	Good	Higher
85% Trimmings	Increasing	Good	Higher
90% Trimmings	Increasing	Good	Higher
90% Imported Beef (frozen)	Increasing	Good	Higher
Veal Rack (Hotel 7 rib)	Steady	Good	Lower
Veal Top Round (cap off)	Increasing	Good	Lower
Lamb Rack 7 & up	Decreasing	Good	Lower
Lamb Leg (trotter off)	Decreasing	Good	Higher

Oil and Grains Report

Oil & Grains- As of last week, 69% of the winter wheat crop was rated in good to excellent condition compared to 43% last year. Wheat prices could remain in a sideways trading range.

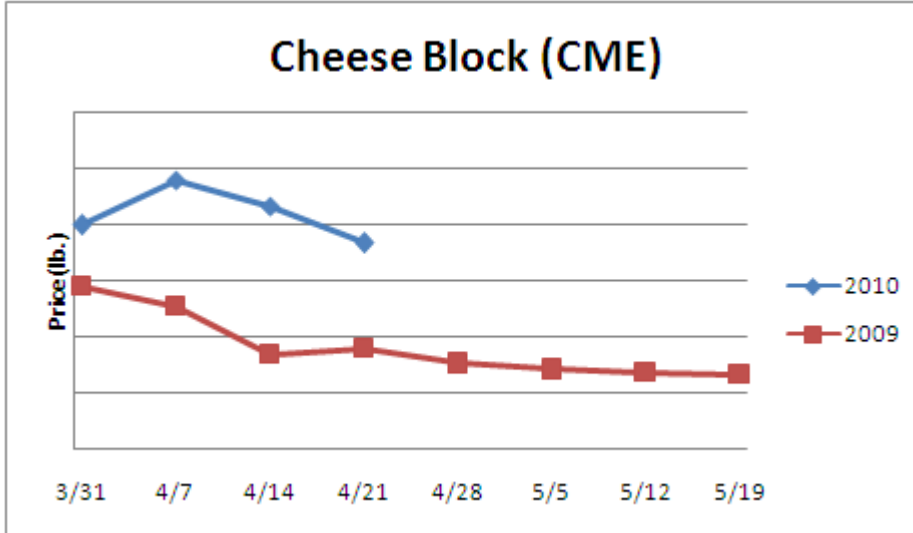


	<u>Market Trend</u>	<u>Supplies</u>	<u>Price vs. Last Year</u>
Soybeans	Increasing	Good	Lower
Crude Soybean Oil	Decreasing	Good	Higher
Soymeal	Increasing	Good	Lower
Corn	Increasing	Good	Lower
Crude Corn Oil	Steady	Good	Higher
Distillers Grain, Dry	Increasing	Good	Lower
Crude Palm Oil	Decreasing	Good	Higher
Hard Red Winter Wheat	Increasing	Good	Lower
Dark Northern Spring Wheat	Increasing	Good	Lower
Canola Seed	Increasing	Good	Higher
Canola Oil	Decreasing	Good	Higher

These comments and data are provided for information purposes only and are not intended to be used for specific trading strategies. Past financial results are not necessarily indicative of future performance. Any examples given are strictly hypothetical and no representation is being made that a person will or is likely to achieve profits or losses similar to those examples. Neither the information, nor any opinion expressed constitutes a solicitation to buy or sell futures or options on futures contracts or OTC products. Covered parties (as defined below) shall not be liable for any direct, indirect, incidental, special or consequential damages of any kind, whatsoever (including attorney's fees and lost profits or savings) in any way due to, resulting from, or arising in connection with the Market Trends Report, including its content, regardless of any negligence of the covered party including but not limited to technical inaccuracies and typographical errors. "Covered Parties" is defined as American Restaurant Association Inc., ARA Trading Inc., ARA Hedging Inc. and the employees of the companies. Commodity trading involves risks, and you should fully understand those risks before trading. © 2010 American Restaurant Association Inc. This publication is protected under U.S. copyright law. Please do not redistribute without permission. Thank you.

Dairy Report

Dairy- US milk production during March is estimated to have been .6% larger than last year due to a 2.7% increase in milk per cow yields and a 2.1% smaller milk cow herd. The dairy cow herd in March was unchanged from the prior month. Milk production is seasonally trending higher but should peak next month. This factor and expectations of milk output declines compared to 2009 are anticipated to pressure the dairy complex higher. The CME cheese markets may be in the process of carving out a bottom. The CME spot butter market could meet resistance at \$1.60.

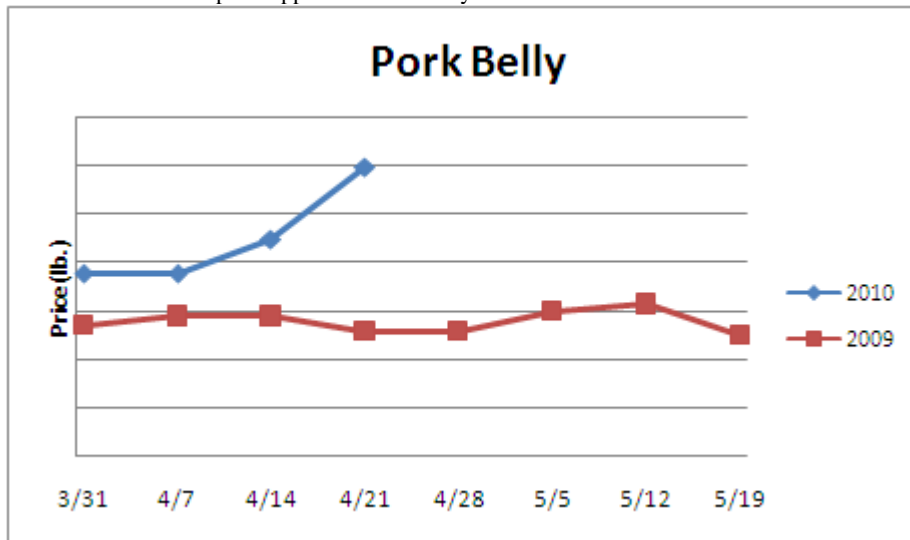


	<u>Market Trend</u>	<u>Supplies</u>	<u>Price vs. Last Year</u>
Cheese Barrels- CME	Decreasing	Good	Higher
Cheese 40 lb Blocks- CME	Decreasing	Good	Higher
American Cheese	Decreasing	Good	Higher
Cheddar Cheese	Steady	Good	Higher
Mozzarella Cheese	Decreasing	Good	Higher
Provolone Cheese	Decreasing	Good	Higher
Parmesan Cheese	Decreasing	Good	Higher
Butter- One lb Solids	Increasing	Good	Higher
Nonfat Dry Milk	Increasing	Good	Higher
Whey, Dry	Increasing	Good	Higher
Class I Milk Base	Steady	Good	Higher
Class II Cream (Heavy Cream)	Increasing	Good	Higher
Class III Milk- CME	Increasing	Good	Higher
Class IV Milk- CME	Increasing	Good	Higher

These comments and data are provided for information purposes only and are not intended to be used for specific trading strategies. Past financial results are not necessarily indicative of future performance. Any examples given are strictly hypothetical and no representation is being made that a person will or is likely to achieve profits or losses similar to those examples. Neither the information, nor any opinion expressed constitutes a solicitation to buy or sell futures or options on futures contracts or OTC products. Covered parties (as defined below) shall not be liable for any direct, indirect, incidental, special or consequential damages of any kind, whatsoever (including attorney's fees and lost profits or savings) in any way due to, resulting from, or arising in connection with the Market Trends Report, including its content, regardless of any negligence of the covered party including but not limited to technical inaccuracies and typographical errors. "Covered Parties" is defined as American Restaurant Association Inc., ARA Trading Inc., ARA Hedging Inc. and the employees of the companies. Commodity trading involves risks, and you should fully understand those risks before trading. © 2010 American Restaurant Association Inc. This publication is protected under U.S. copyright law. Please do not redistribute without permission. Thank you.

Pork Report

Pork- Pork production last week rose .8% but was 4.9% less than the same week a year ago. Pork output has been slowed in recent weeks by packers due to the elevated hog costs. However, many hog producers are holding their hogs with confidence due to the tighter overall supply anticipated this late spring and summer. The pork markets are trending higher. History suggests that the USDA pork cutout, an index of pork prices, could rise 10% plus during the next five weeks. Rib price appreciation is likely next month.



	<u>Market Trend</u>	<u>Supplies</u>	<u>Price vs. Last Year</u>
Live Hogs	Increasing	Good	Higher
Belly (bacon)	Increasing	Good	Higher
Spare Rib (4.25 & down)	Increasing	Good	Higher
Ham (23-27 lb)	Increasing	Good	Higher
Loin (bone-in)	Increasing	Good	Higher
Baby Back Rib (1.75 & up)	Increasing	Good	Lower
Tenderloin (1.25 lb)	Increasing	Good	Lower
Boston Butt, untrimmed 4-8 lb.	Increasing	Good	Higher
Picnic, untrimmed	Increasing	Good	Higher
SS Picnic, smoker trim boxed	Increasing	Good	Higher
42% Trimmings	Increasing	Good	Higher
72% Trimmings	Increasing	Good	Higher

These comments and data are provided for information purposes only and are not intended to be used for specific trading strategies. Past financial results are not necessarily indicative of future performance. Any examples given are strictly hypothetical and no representation is being made that a person will or is likely to achieve profits or losses similar to those examples. Neither the information, nor any opinion expressed constitutes a solicitation to buy or sell futures or options on futures contracts or OTC products. Covered parties (as defined below) shall not be liable for any direct, indirect, incidental, special or consequential damages of any kind, whatsoever (including attorney's fees and lost profits or savings) in any way due to, resulting from, or arising in connection with the Market Trends Report, including its content, regardless of any negligence of the covered party including but not limited to technical inaccuracies and typographical errors. "Covered Parties" is defined as American Restaurant Association Inc., ARA Trading Inc., ARA Hedging Inc. and the employees of the companies. Commodity trading involves risks, and you should fully understand those risks before trading. © 2010 American Restaurant Association Inc. This publication is protected under U.S. copyright law. Please do not redistribute without permission. Thank you.

Canned Tomato Report

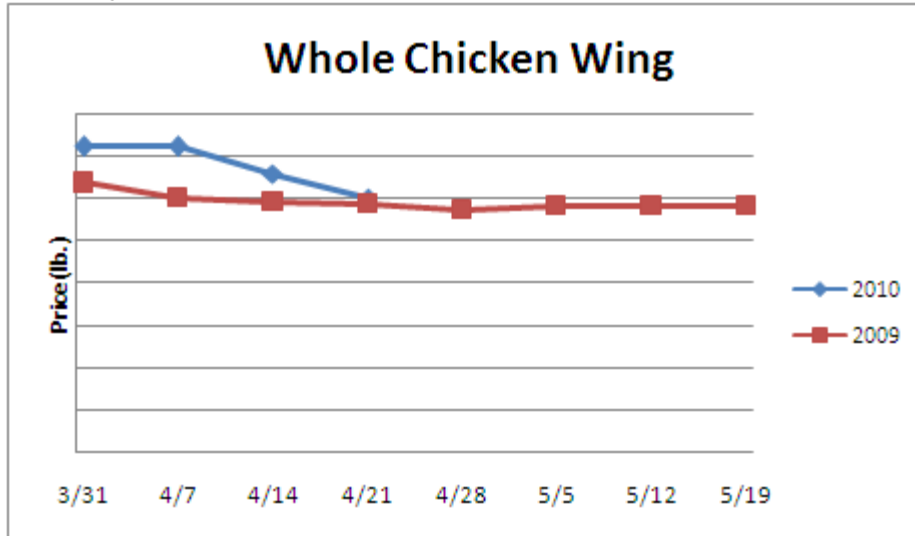
Tomato Products, Canned- According to the CLFP, March 1st US canned tomato stocks were 28% larger than last year. The canned tomato markets are weak.

	<u>Market Trend</u>	<u>Supplies</u>	<u>Price vs. Last Year</u>
Whole Peeled Standard	Steady	Good	Lower
Diced, Fancy	Steady	Good	Lower
Ketchup, 33%	Steady	Good	Lower
Tomato Paste- Ind.	Steady	Good	Lower

These comments and data are provided for information purposes only and are not intended to be used for specific trading strategies. Past financial results are not necessarily indicative of future performance. Any examples given are strictly hypothetical and no representation is being made that a person will or is likely to achieve profits or losses similar to those examples. Neither the information, nor any opinion expressed constitutes a solicitation to buy or sell futures or options on futures contracts or OTC products. Covered parties (as defined below) shall not be liable for any direct, indirect, incidental, special or consequential damages of any kind, whatsoever (including attorney's fees and lost profits or savings) in any way due to, resulting from, or arising in connection with the Market Trends Report, including its content, regardless of any negligence of the covered party including but not limited to technical inaccuracies and typographical errors. "Covered Parties" is defined as American Restaurant Association Inc., ARA Trading Inc., ARA Hedging Inc. and the employees of the companies. Commodity trading involves risks, and you should fully understand those risks before trading. © 2010 American Restaurant Association Inc. This publication is protected under U.S. copyright law. Please do not redistribute without permission. Thank you.

Poultry Report

Poultry- There continues to be speculation that chicken producers will halt the chlorine wash procedure in an effort to restart chicken exports to Russia. Still, Russia and China appear less than motivated to import large volumes of US chicken in the coming years. So, chicken exports could be challenged for the foreseeable future given that Russia and China have been the first and third largest importers of US chicken in the past. The chicken breast markets remain fairly steady to weak. Usually the chicken breast markets move upward during the next month or so. The chicken wing markets are trending lower. If chicken production continues to escalate it could put further downward pressure on the wing markets.

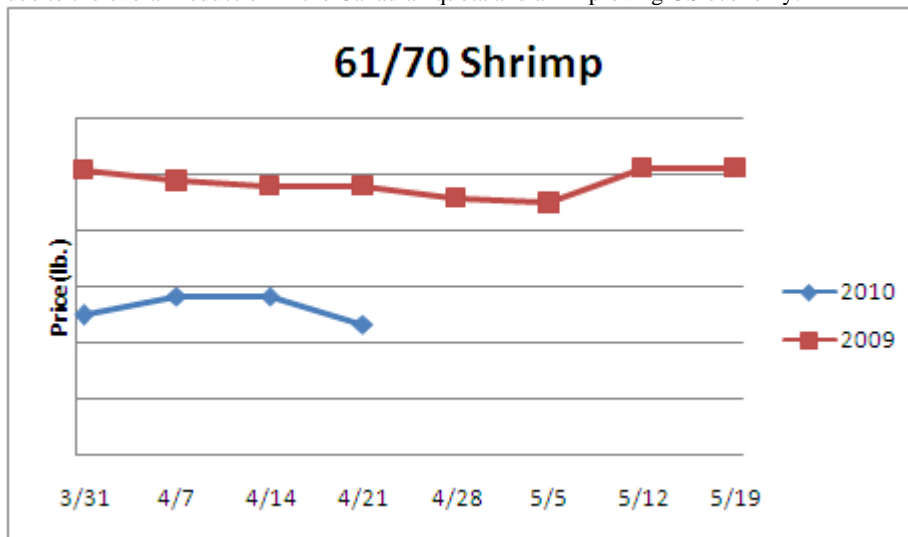


	<u>Market Trend</u>	<u>Supplies</u>	<u>Price vs. Last Year</u>
Whole Chicken (2.5-3 lb-GA)	Steady	Good	Lower
Whole Chicken (LA)	Steady	Good	Same
Chicken Wings, Whole	Decreasing	Good	Higher
Chicken Wings, Jumbo Cut	Decreasing	Good	Lower
Chicken Breast, Bone-In	Increasing	Good	Higher
Chicken Breast, Bnless Skinless	Decreasing	Good	Higher
Chicken Tender (random)	Increasing	Good	Higher
Chicken Tender (sized)	Increasing	Good	Lower
Chicken Legs (whole)	Increasing	Good	Lower
Chicken Leg Quarters	Increasing	Good	Higher
Chicken Thighs, bone in	Increasing	Good	Lower
Chicken Thighs, boneless	Increasing	Good	Lower
Large Eggs	Decreasing	Good	Lower
Medium Eggs	Decreasing	Good	Higher
Whole Eggs- Liq	Decreasing	Good	Higher
Egg Whites- Liq	Decreasing	Good	Higher
Egg Yolks- Liq	Decreasing	Good	Higher
Whole Turkey (8-16 lb)	Increasing	Good	Higher
Turkey Breast- Bnls/Sknl	Increasing	Good	Higher

These comments and data are provided for information purposes only and are not intended to be used for specific trading strategies. Past financial results are not necessarily indicative of future performance. Any examples given are strictly hypothetical and no representation is being made that a person will or is likely to achieve profits or losses similar to those examples. Neither the information, nor any opinion expressed constitutes a solicitation to buy or sell futures or options on futures contracts or OTC products. Covered parties (as defined below) shall not be liable for any direct, indirect, incidental, special or consequential damages of any kind, whatsoever (including attorney's fees and lost profits or savings) in any way due to, resulting from, or arising in connection with the Market Trends Report, including its content, regardless of any negligence of the covered party including but not limited to technical inaccuracies and typographical errors. "Covered Parties" is defined as American Restaurant Association Inc., ARA Trading Inc., ARA Hedging Inc. and the employees of the companies. Commodity trading involves risks, and you should fully understand those risks before trading. © 2010 American Restaurant Association Inc. This publication is protected under U.S. copyright law. Please do not redistribute without permission. Thank you.

Seafood Report

Seafood- Winter US Gulf of Mexico shrimp landings are estimated to have been 16% smaller than the previous year. Elevated fuel prices could continue to restrict US shrimp fishing as 2010 progresses. The shrimp markets are mostly firm. The snow crab leg markets are trending upward. Additional snow crab leg market increases may be forthcoming due to the overall reduction in the Canadian quota and an improving US economy.



	<u>Market Trend</u>	<u>Supplies</u>	<u>Price vs. Last Year</u>
Salmon, Whole (10-12 lb)	Increasing	Good	Higher
Catfish, Filets	Steady	Good	Higher
Trout, Drn. (8-14 oz)	Steady	Good	Higher
Shrimp (16-20 count)	Increasing	Good	Lower
Shrimp (61-70 count)	Decreasing	Good	Lower
Shrimp, Tiger (26-30 count)	Increasing	Good	Higher
Snow Crab Legs (5-8 oz)	Increasing	Good	Higher
Snow Crab Legs (8 oz up)	Increasing	Good	N/A
Cod Tails, 3-7 oz. Frz.	Decreasing	Good	Lower
Cod Loins, 3-12 oz. Frz.	Steady	Good	Lower
Salmon Portions, 4-8 oz. Frz.	Increasing	Good	Higher

These comments and data are provided for information purposes only and are not intended to be used for specific trading strategies. Past financial results are not necessarily indicative of future performance. Any examples given are strictly hypothetical and no representation is being made that a person will or is likely to achieve profits or losses similar to those examples. Neither the information, nor any opinion expressed constitutes a solicitation to buy or sell futures or options on futures contracts or OTC products. Covered parties (as defined below) shall not be liable for any direct, indirect, incidental, special or consequential damages of any kind, whatsoever (including attorney's fees and lost profits or savings) in any way due to, resulting from, or arising in connection with the Market Trends Report, including its content, regardless of any negligence of the covered party including but not limited to technical inaccuracies and typographical errors. "Covered Parties" is defined as American Restaurant Association Inc., ARA Trading Inc., ARA Hedging Inc. and the employees of the companies. Commodity trading involves risks, and you should fully understand those risks before trading. © 2010 American Restaurant Association Inc. This publication is protected under U.S. copyright law. Please do not redistribute without permission. Thank you.

Bean, Rice, Coffee and Sugar Report

	<u>Market Trend</u>	<u>Supplies</u>	<u>Price vs. Last Year</u>
Pinto Beans	Decreasing	Good	Higher
Black Beans	Steady	Good	Higher
Rice, Long Grain	Decreasing	Good	Lower
Coffee Beans	Decreasing	Good	Higher
Sugar	Increasing	Good	Higher
Honey	Increasing	Good	Higher

Paper Product Report

	<u>Market Trend</u>	<u>Supplies</u>	<u>Price vs. Last Year</u>
Wood Pulp (paper)			
NBSK- Paper napkin	Increasing	Good	Higher
42 lb. Linerboard-corrugated box	Increasing	Good	Lower
Plastic Resins (plastic, foam)			
PS-CHH-utensils, cups, to-go cont.	Steady	Good	Higher
PP-HIGP-heavy grade utensils	Steady	Good	Higher
PE-LLD-can liners, film, bags	Steady	Good	Higher

Retail Price Change from Prior Month

	<u>Mar-10</u>	<u>Feb-10</u>	<u>Jan-10</u>
Beef and Veal	Increasing	Increasing	Decreasing
Dairy	Increasing	Decreasing	Increasing
Pork	Increasing	Increasing	Increasing
Chicken	Decreasing	Increasing	Decreasing
Fresh Fish and Seafood	Increasing	Decreasing	Increasing
Fresh Fruits and Vegetables	Increasing	Decreasing	Increasing

These comments and data are provided for information purposes only and are not intended to be used for specific trading strategies. Past financial results are not necessarily indicative of future performance. Any examples given are strictly hypothetical and no representation is being made that a person will or is likely to achieve profits or losses similar to those examples. Neither the information, nor any opinion expressed constitutes a solicitation to buy or sell futures or options on futures contracts or OTC products. Covered parties (as defined below) shall not be liable for any direct, indirect, incidental, special or consequential damages of any kind, whatsoever (including attorney's fees and lost profits or savings) in any way due to, resulting from, or arising in connection with the Market Trends Report, including its content, regardless of any negligence of the covered party including but not limited to technical inaccuracies and typographical errors. "Covered Parties" is defined as American Restaurant Association Inc., ARA Trading Inc., ARA Hedging Inc. and the employees of the companies. Commodity trading involves risks, and you should fully understand those risks before trading. © 2010 American Restaurant Association Inc. This publication is protected under U.S. copyright law. Please do not redistribute without permission. Thank you.

Processed Fruits and Vegetables Report

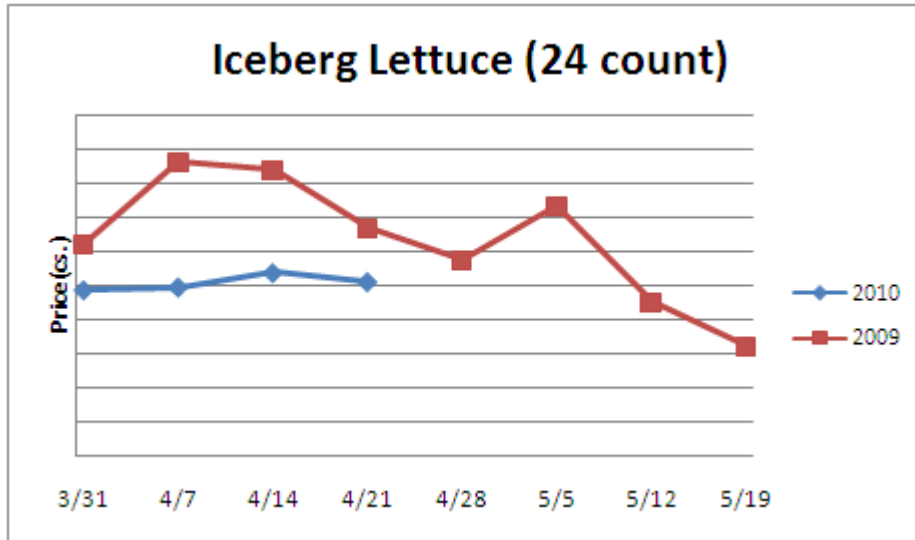
Processed Fruits and Vegetables- 2009-10 potato crop processing for French fries is trending 6% below the previous crop. French dry demand remains lethargic.

<u>Canned 6/10</u>	<u>Market Trend</u>	<u>Supplies</u>	<u>Price vs. Last Year</u>
Corn, Fancy Whole Kernel	Steady	Good	Lower
Green Beans, Fancy 4 sv	Steady	Good	Lower
Green Peas, Fancy 4 sv/blend	Steady	Good	Lower
<u>Frozen</u>			
Corn, Cob 96 count	Steady	Good	Lower
Corn, Kernel 12/2.5 lb.	Steady	Good	Lower
Green Beans, Cut 12/2 lb.	Steady	Good	Same
Green Peas, 12/2.5 lb.	Steady	Good	Lower
Potatoes, FF Fancy, 6/5 lb.	Steady	Good	Same

These comments and data are provided for information purposes only and are not intended to be used for specific trading strategies. Past financial results are not necessarily indicative of future performance. Any examples given are strictly hypothetical and no representation is being made that a person will or is likely to achieve profits or losses similar to those examples. Neither the information, nor any opinion expressed constitutes a solicitation to buy or sell futures or options on futures contracts or OTC products. Covered parties (as defined below) shall not be liable for any direct, indirect, incidental, special or consequential damages of any kind, whatsoever (including attorney's fees and lost profits or savings) in any way due to, resulting from, or arising in connection with the Market Trends Report, including its content, regardless of any negligence of the covered party including but not limited to technical inaccuracies and typographical errors. "Covered Parties" is defined as American Restaurant Association Inc., ARA Trading Inc., ARA Hedging Inc. and the employees of the companies. Commodity trading involves risks, and you should fully understand those risks before trading. © 2010 American Restaurant Association Inc. This publication is protected under U.S. copyright law. Please do not redistribute without permission. Thank you.

Produce Report

Produce- April 1st US potato stocks were 11.5% larger than last year and the biggest for the date in at least the last ten years. History suggests that Idaho potato prices may continue to move upward during the next few weeks and then peak. Potato prices are anticipated to remain below year ago levels throughout most of the summer. Onion supplies remain very short but the Georgia and California harvests should get underway shortly. Onion supplies could modestly improve in May which may pressure onion prices lower. The chief lettuce harvest area will shift again in the coming weeks.



	<u>Market Trend</u>	<u>Supplies</u>	<u>Price vs. Last Year</u>
Limes (150 count)	Increasing	Good	Higher
Lemons (95 count)	Increasing	Good	Higher
Lemons (200 count)	Increasing	Good	Higher
Honeydew (6 ct.)	Increasing	Good	Higher
Cantaloupe (15 count)	Decreasing	Good	Lower
Blueberries (12 count)	Decreasing	Good	Lower
Strawberries (12 pints)	Increasing	Good	Higher
Avocados, Hass (48 count)	Increasing	Good	Lower
Bananas (40 lb)-Term.	Increasing	Good	Lower
Pineapple (7 ct.)- Term.	Decreasing	Good	Lower
Idaho Potato (60 count)	Increasing	Good	Lower
Idaho Potato (70 count)	Increasing	Good	Lower
Idaho Potato (70 count)-Term.	Increasing	Good	Lower
Idaho Potato (90 count)	Increasing	Good	Lower
Idaho Potato #2 (6 oz. min.)	Decreasing	Good	Lower
Processing Potato (100 lb)	Steady	Good	Higher
Yellow Onions (50 lb)	Increasing	Good	Higher
Yellow Onions (50 lb)-Term.	Increasing	Good	Higher
Red Onions (25 lb)-Term.	Increasing	Good	Higher
White Onions (50 lb)-Term.	Decreasing	Good	Higher
Tomatoes, (large- case)	Decreasing	Good	Higher
Tomatoes, (5x6, 25 lb.)-Term.	Increasing	Good	Higher
Tomatoes, Vine Ripe, (4x5)	Steady	Good	Higher
Roma Tomatoes (large- case)	Increasing	Good	Higher
Roma Tomatoes (xlarge- case)	Increasing	Good	Higher
Green Peppers (large- case)	Increasing	Good	Higher
Red Peppers (large- 15 lb. cs.)	Steady	Good	Higher
Iceberg Lettuce (24 count)	Decreasing	Good	Lower

These comments and data are provided for information purposes only and are not intended to be used for specific trading strategies. Past financial results are not necessarily indicative of future performance. Any examples given are strictly hypothetical and no representation is being made that a person will or is likely to achieve profits or losses similar to those examples. Neither the information, nor any opinion expressed constitutes a solicitation to buy or sell futures or options on futures contracts or OTC products. Covered parties (as defined below) shall not be liable for any direct, indirect, incidental, special or consequential damages of any kind, whatsoever (including attorney's fees and lost profits or savings) in any way due to, resulting from, or arising in connection with the Market Trends Report, including its content, regardless of any negligence of the covered party including but not limited to technical inaccuracies and typographical errors. "Covered Parties" is defined as American Restaurant Association Inc., ARA Trading Inc., ARA Hedging Inc. and the employees of the companies. Commodity trading involves risks, and you should fully understand those risks before trading. © 2010 American Restaurant Association Inc. This publication is protected under U.S. copyright law. Please do not redistribute without permission. Thank you.

Iceberg Lettuce (24 cnt)-Term.	Increasing	Good	Lower
---------------------------------------	-------------------	-------------	--------------

Produce Report (continued)

Leaf Lettuce (24 count)	Increasing	Good	Lower
Romaine Lettuce (24 count)	Increasing	Good	Higher
Mesculin Mix (3 lb)-Term.	Increasing	Good	Higher
Broccoli (14 cnt.)	Increasing	Good	Higher
Squash (case)	Increasing	Good	Higher
Zucchini (case)	Decreasing	Good	Higher
Green Beans (bushel)	Increasing	Good	Higher
Spinach, Flat 24's	Decreasing	Good	Higher
Mushrooms (large), Term.	Steady	Good	Lower
Cucumbers, Bushel	Increasing	Good	Higher
Pickles (200-300 ct.)-Term.	Increasing	Good	Higher
Asparagus (small)	Steady	Good	Higher
Freight (CA to City Avg.)	Increasing	Good	Higher

These comments and data are provided for information purposes only and are not intended to be used for specific trading strategies. Past financial results are not necessarily indicative of future performance. Any examples given are strictly hypothetical and no representation is being made that a person will or is likely to achieve profits or losses similar to those examples. Neither the information, nor any opinion expressed constitutes a solicitation to buy or sell futures or options on futures contracts or OTC products. Covered parties (as defined below) shall not be liable for any direct, indirect, incidental, special or consequential damages of any kind, whatsoever (including attorney's fees and lost profits or savings) in any way due to, resulting from, or arising in connection with the Market Trends Report, including its content, regardless of any negligence of the covered party including but not limited to technical inaccuracies and typographical errors. "Covered Parties" is defined as American Restaurant Association Inc., ARA Trading Inc., ARA Hedging Inc. and the employees of the companies. Commodity trading involves risks, and you should fully understand those risks before trading. © 2010 American Restaurant Association Inc. This publication is protected under U.S. copyright law. Please do not redistribute without permission. Thank you.